

Homework Grid Y5/6B Autumn2 2020

Y5/6B Homework: Spellings – tested every Friday.













SumDog Maths challenges and competitions.

Daily reading (reading book or <https://www.activelearnprimary.co.uk>)



In addition to this, I would like you to choose some of the homework ideas from this grid to do at home over this **seven** week half-term. We will have time in school to talk about the homework you have done that week. If you want to bring your homework to school or a photo of you doing an activity from the grid, that would be great!

<p>Writing</p> 	<p>Complete the story.</p> <p>Knocked unconscious by the impact, it took more than six hours for them to come around.</p>	 <p>Write a newspaper report about an earthquake including a headline, paragraphs, pictures and quotes.</p>	<p>Design an information leaflet advising how to survive an earthquake.</p> 	<p>Write an acrostic poem using the letters from the word 'EARTHQUAKE'.</p> 
<p>Maths</p>	<p>Create an earthquake number file.</p>  <p>For example, the number of earthquakes that occur every year.</p>	<p>How do scientists measure the strength of an earthquake?</p> 	 <p>Create a graph to show information about a major earthquakes around the world.</p>	<p>Keep practising your arithmetic skills.</p> <p>132,458 + 42,039 647,027 – 234,871 5,218 × 24 6977 ÷ 32 ...</p> <p>=?</p>
<p>Topic</p>	<p>WHAT IS AN EARTHQUAKE?</p>  <p>Research what Causes earthquakes. https://www.bbc.co.uk/newsround/14649714</p>	<p>Draw a diagram that illustrates the layers that make up the Earth.</p>  <p>Describe the properties of these layers.</p>	<p>What to take in an emergency? Families in areas of the globe that experience disasters often have a grab-bag ready, but what do they put in them?</p> 	<p>Can you design/build a bridge that can take a shake!</p> 