



Springfield Spelling Approach

In each year group, we focus on spelling:

1. Common exception words (these can be found on class pages of the website)
2. Phonetically decodable words (train, rain) or spelling pattern words (e.g motion, fraction, commotion).

Spelling Zappers

Children have their spellings inside zapper books. Children are given time in school to learn their zapper words. A spelling zapper has a grid inside with up to 9 words on it. These words will be personalised for your child.

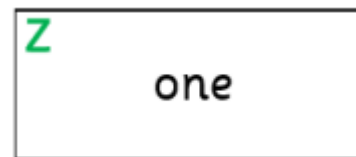
e.g.

one	only	who
there	many	night
first	could	talk

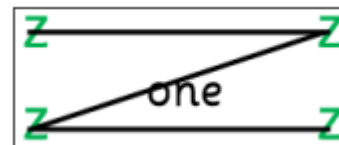
Children will be expected to practice at home as well as in school.

How spelling zappers work.

1. Look at the word in their zapper
2. Fold up their zapper to hide the word
3. Spell the word
4. Open the zapper to check the spelling of the word.
5. If the spelling is correct a small z is put in the corner.



6. 5 times correct and the word is zapped!

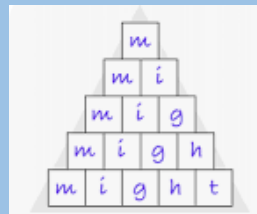


Spelling strategies that you may wish to try at home.

- Look, cover, write, check
- Say it silly BEA-U-TIFUL
- Mnemonics:

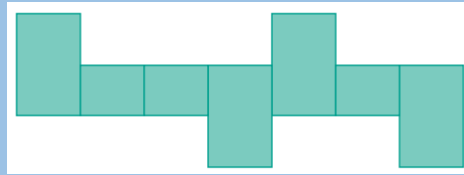
Because=big elephants can't add up so easily

- Say it loud and listen to the sounds you hear at the beginning, middle, end
- Do you know a word which sounds like the one you know? Shape=grape
- Can you hear a little word that you know, inside the word?
- Cut up the word and put it back together with the letters in the right places.
- Look it up in a dictionary and learn the meaning
- Practice the word in a sentence
- Think about the root word, prefixes and suffixes: friend**ship**, unfriend**ly**, friend**less**
- Put words into crosswords or word searches.



- Pyramid words

- Say the word and underline the difficult part. Said
- Speed writing: how many of the word can you write in 1 minute
- Use of colour. Use a different colour to write each letter in the word.



- Shape the word: display=
- Word art: write the word as creatively as you can, write in in a fancy font
- Consonants and vowels: write the vowels in one colour and the consonants in another.

Can you and your child make up your own spelling practice strategies?