



Springfield Handwriting Fonts.

My alphabet strip:

abcdefghijklmnopqrstuvwxyz

My joined alphabet strip:

abcdefghijklmnopqrstuvwxyz

At Springfield, we follow the Martin Harvey Handwriting scheme from Year 1-Year 6. Pupils in Year learn how to form their letters through Phonics teaching using Twinkl letter formation rhymes.

Early Writing Twinkl Letter Formation Rhymes



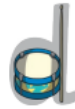
Around the apple, up the stalk and down the leaf.



Down the bat, up and around the ball.



Curl around the caterpillar.



Around the drum, up and down the stick.



Around the egg and under the cup.



Over the fairy's head, down her dress and give her a wand.



Around Gabi's head and wrap her scarf.



Down the chimney to the floor, up and over the new front door.




Down the insect's body and tail, dot the head.



Down the jet, around its trail and dot the sun.



Down Kit, up and around the kite and down its tail.



Down the lolly and lick!



Down the fork, over and over the meatballs.



Down the leaf, up and over the nut.



Around the orange.



Down the puppy's neck and leg, up and around his head.



Around the queen's head, down and up her arm.



Down the robot's body, up and over its arm.



Curl around and around the snake's body.



Down the teaspoon and under the teacup, then across the top.



Down one umbrella handle, up and down the other.



Down the neck, up the neck.



Down the wave, up the wave, down the wave, up the wave.



Criss, cross.



Swing the yoyo up, drop it all the way down and underneath.



Zig, zag, path.

Martin Harvey Scheme Handwriting Tips

BBC (Bottom, back, chair)


TNT (Tummy Near Table)

6 legs on the floor.

2 Hands on the paper.



Handwriting Year 1-Year 6 is taught using line guides to help children size and space their letters.




Top broken line

Top solid line

Bottom solid line

Bottom broken line



Forming triangles